




K-LINE **K109S**

DC Current / Voltage Converter (with power for transducers)

K-LINE

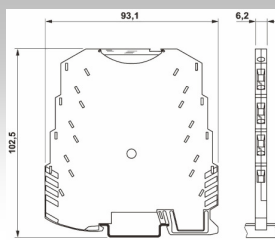
Converters-analog isolators



- ▶ INPUT: N.1 channel current 0/4..20 mA or voltage 0/1..5, 0/2..10 Vdc
- ▶ OUTPUT: N.1 channel current 0/4..20, 20..4/0 mA or voltage 0/1..5, 0/2..10 Vdc
- ▶ Galvanic isolation @ 3-way
- ▶ Spring-cage terminal block and/or DIN bus connection system
- ▶ Power bridging terminal - DIN rail bus connector
- ▶ Tiny dimensions (102,5 x 93,1 x 6,2 mm)
- ▶ Resolution @ 14 bit
- ▶ Precision class 0.1%

TECHNICAL DATA

K109S – DC Current / Voltage Converter (with power for transducers)



ORDER CODES

K109S DC Current / Voltage Converter (with power for transducers)

Accessories

K-BUS Expandable power supply connector

K-SUPPLY Power Supply module with surge protection

GENERAL FEATURES

Power supply	19,2...30 Vdc
Channels	N.1
Accuracy	0.08% of the f.s. value for mA or 5 V output 0.07% of the f.s. value for 10 V output
Status indicators	Input or output out-of-range limiter device triggered Input saturation Internal fault
Galvanic Isolation	Power supply // input // output at 1500 Vac, digital
Hot swapping	Yes
Power consumption	500 mW
A/D Converter	14 bit
Current output protection	Approximately 25 mA
Security output	- 102.5% of full scale value, in case of over-range - 105% of full scale value in case of improper functioning
Humidity	30..90% at +40°C (not condensing)

Design	Terminal housing for mounting on 35 mm DIN 46277
Filter rejection	50-60 Hz (settable)
DIP Switch	-Inputs signal setup -Output signal setup
Processing	Floating point 32 bit
Dimensions	6,2 x 93,1 x 102,5 mm (w x h x d)
Weight	50 g
Operating temperature	-20..+65 °C
Connections	Plug-in screw clamp terminal blocks, wires up to 2.5 mm ²
IP Protection	IP 20
Standards	EN50081-2 EN50082-2 EN61010-1 EN60742
Approvals	CE, UL-CSA

INPUT

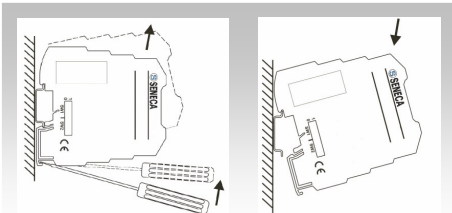
Voltage: 0..10 V, 2..10 V, 0..5 V, 1..5 V
Input Impedance: 110 KOhm
Current: 0..20 mA, 4..20 mA
Input Impedance: 35 Ohm

OUTPUT

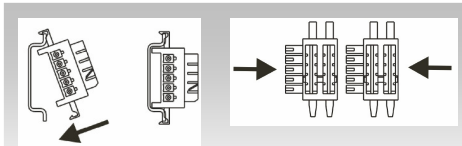
Voltage: 0..5 Vdc, 1..5 Vdc, 0..10 Vdc and 2..10 Vdc
Lower load resistance: 2 KOhm
Current: 0..20 mA, 4..20 mA, 20..0 mA and 20..4 mA
Higher load resistance: 500Ohm

DIMENSIONS AND INSTALLATION

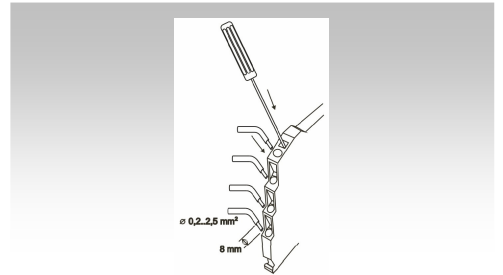
Inserting / Extracting module on DIN guide



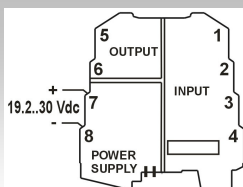
Expandable connector K-BUS



Cage clamp connection

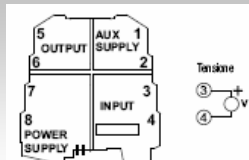


Power supply

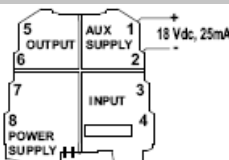


Input

Voltage and Current (passive)



Current (active)



Output

